




Welcome to Kelham Island Museum






Kelham Island Museum is in an area called Kelham Island, on the edge of Sheffield city centre.



There are two accessible parking bays close to the entrance of the museum.



There is a level path from the accessible car parking to the museum entrance.



Accessible toilets are in the building opposite the entrance.
The café (Joni) is also in this building.



This is the entrance to the museum. It is free to enter and you will not need a ticket.



At the entrance of the museum there is a reception area and shop.
A member of staff will greet you here and answer any questions.



Some areas of the museum are noisy because there is working machinery. There are also uneven floors and some dark areas.




The Little Mesters area of the museum has very uneven floors.



The floor in the River Don Engine room is sloping. When the engine is running it is very noisy.

The engine only runs at set times and there are ear defenders available.




There are stairs and an accessible lift at the back of the ground floor galleries. You can use these to get to the galleries on Floor 1 and 2.



There is seating throughout the museum.

We hope you enjoy your visit to Kelham Island Museum



Please get in touch if you'd like any more information about the museum.

info@sheffieldmuseums.org.uk

sheffieldmuseums.org.uk